

Postsecondary Planning Timeline for Students



9th Grade

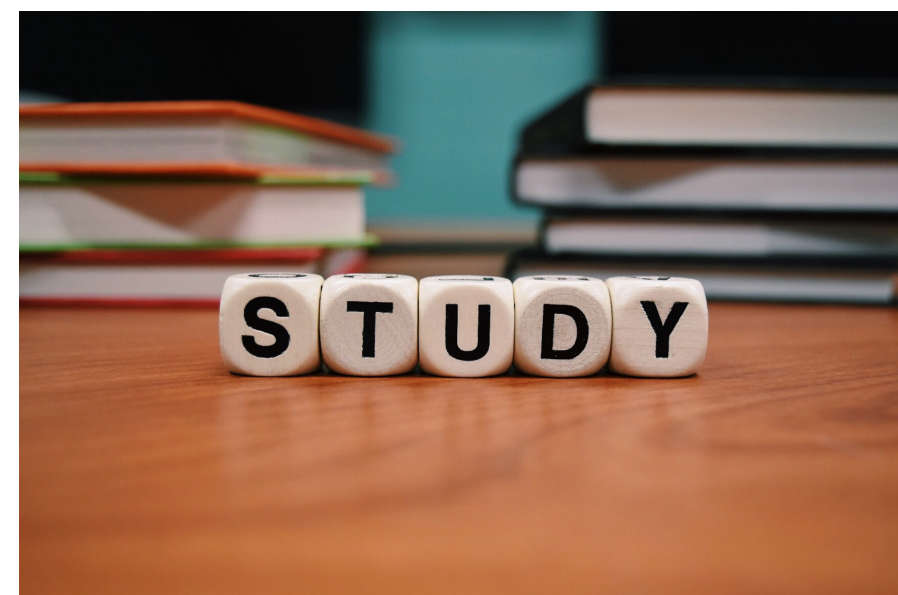
First Quarter

Action Steps

- Review your schedule to ensure it meets college/scholarship requirements.
- Create solid study habits as grades are an important part of college admissions and you want to start strong.
- Build connections with your teachers, as they will be potential recommenders in the future.
- Begin reviewing scholarship lists for eligibility.
- Set up a RaiseMe account to begin earning microsolarships for college.
- Create a Scoir account, build your profile and download Scoir's mobile app.
- Send your parent(s) an invite link to join Scoir.
- Create a professional email address to use for formal communication in high school.
- Explore extracurricular activities that interest you.
- Learn about NCAA Clearinghouse requirements if you are a student-athlete who hopes to receive an NCAA scholarship.
- Research community service opportunities and begin documenting your community service hours.
- Attend your school's college fair to explore various postsecondary options.
- Attend M-DCPS' College Month Virtual Workshop series in October.
- Connect with your school counselor, CAP Advisor, or ESE teacher to learn about postsecondary transition programs available for students with IEP as you plan your postsecondary goal.

Resources

- [Florida Bright Futures Scholarship](#)
- [Scoir: Creating a Student Account](#)
- [RaiseMe: Get Started Guide for Students](#)
- [Standard Diploma- What Parents & Students Need to Know](#)
- [The Benefits of Extracurricular Activities](#)
- [Student Services \(dadeschools.net\)](#) * See Student Services Programs
- [Transition Services](#)




Second Quarter

Action Steps

- Review and reflect on your first quarter report card to reinforce good study habits and provide assistance where necessary.
- Seek tutoring or assistance if necessary to improve academic progress.
- Get involved in extracurricular and community-based activities that interest you.
- Begin composing your resume.
- Continue to seek opportunities for community service including during winter break. This is a great time to do research on community projects and organizations.
- Research options available, including technical colleges and career pathways.
- Familiarize yourself with M-DCPS Diploma Pathways to understand how you can graduate with various diploma designations.
- Choose your "College Preferences" to begin exploring and virtually visiting postsecondary institutions on Scoir. This will assist you in building your Scoir "Following" college list.

Resources

- [Scoir- Setting Your College Preferences](#)
- [Scoir: Creating Your Resume](#)
- [M-DCPS Technical Colleges](#)
- [MDC Career Pathway Programs](#)
- [Diploma Pathways](#)
- [M-DCPS CTE Career Pathways](#)



Postsecondary Planning Timeline for Students

9th Grade




Third Quarter

Action Steps

- Review mid-year grades, reflect on your first grade point average (GPA).
- Familiarize yourself with the GradTrack Report, found in your student portal.
- Learn about weighted vs. unweighted GPA.
- Plan your 10th grade schedule with future academic goals and requirements in mind. Include courses based on rigor, interests and State University requirements (including the required two years of a foreign language).
- Prepare for any AP/IB/AICE exams by attending school site tutoring, workshops and/or visit AP Central for access to AP videos and other resources.
- Familiarize yourself with eligibility requirements for Dual Enrollment courses at local postsecondary institutions.
- Research academic summer programs, internships, and/or community service opportunities.

Resources

- [CollegeBoard AP Central](#)
- [FL SUS Requirements](#)
- [GradTrack Training Videos](#)
- [Unweighted and Weighted GPAs](#)
- [How to Take Your High School Classes to the Next Level](#)



Fourth Quarter

Action Steps

- Enroll in academic summer programs, community projects and/or internships that interest you to build your resume and enhance college and career skills.
- Update your RaiseMe profile to earn micro-scholarships.
- Continue to explore and "follow" postsecondary institutions on Scoir.
- Attend college visits, if possible.
- Explore financial aid and other opportunities to pay for college.

Resources

- [For Students: Create and Export a Resume - Scoir](#)
- [Summer Programs: What, Why and How](#)
- [Adding Extracurriculars to Your RaiseMe Portfolio](#)
- [Financial Aid Can Help You Afford College](#)



Postsecondary Planning Timeline for Students

10th Grade



First Quarter

Action Steps

- Review your schedule to ensure it meets college entrance/scholarship requirements.
- Review your GradTrack report to view your updated grades and GPA. Pay special attention to your core subject grades for Bright Futures eligibility.
- Build/update your profile on Scoir.
- Be sure you have Scoir's mobile app downloaded on your device.
- Send your parent(s) an invite link to join Scoir if they do not have an active account.
- Make a plan to improve test-taking and time-management skills.
- Study, practice and prepare for the PSAT. (Use Khan Academy and/or other resources to practice).
- Participate fully in the PSAT testing process. This exam serves as a baseline for your college entrance exams and may assist in meeting the math graduation requirement.
- Access and update your RaiseMe account to continue earning micro-scholarships for college.
- Continue to build connections with your teachers and counselors.
- Stay involved in extracurricular activities that interest you.
- Seek additional community service opportunities and document the hours you serve.
- Monitor your core GPA and better understand NCAA Clearinghouse requirements if you are an athlete who hopes to receive an NCAA scholarship.
- Attend your school's College Fair to explore various postsecondary options.
- Attend M-DCPS' College Month Virtual Workshop series in October.
- Learn about the procedures for receiving testing accommodations for the SAT/ACT for students with IEPs and 504 plans.
- Connect with the school's ESE team to get support in exploring postsecondary opportunities that align with your postsecondary goals.

Resources

- [YouScience Career Profile](#)
- [Florida Bright Futures Scholarship](#)
- [8 Ways to Take Control of Your Time - BigFuture](#)
- [General info about PSAT](#)
- [Studying and Practicing for the PSAT/NMSQT](#)
- [Transition Programs and Services](#)
- [College Board: How to Request Accommodations](#)
- [ACT Test Accommodations and English Learner Supports](#)



Second Quarter

Action Steps

- Review and reflect on your first quarter grades.
- Seek tutoring or assistance if necessary to improve academic progress.
- Connect your Khan Academy account to College Board to create a study plan targeting the skills to improve based on PSAT scores.
- Explore various career options available, including technical colleges and career pathways.
- Continue to seek community service opportunities during winter break.
- Use the time during winter break to research scholarship opportunities.
- Continue to engage in virtual tours on Scoir.
- Continue to build and update your Scoir "Following" college list.

Resources

- [M-DCPS Technical Colleges](#)
- [MDC Career Pathway Programs](#)
- [How Do I Link My Khan Academy Account to CollegeBoard?](#)
- [How to Choose a College: A Step-by-Step Guide](#)
- [M-DCPS CTE Career Pathways](#)

MIAMI-DADE COUNTY PUBLIC SCHOOLS
TECHNICAL COLLEGES
➔ Get A Career In A Year!



For more information, visit
studentservices.dadeschools.net



Postsecondary Planning Timeline for Students

10th Grade




Third Quarter

Action Steps

- Review mid-year grades as this is your exact halfway point in high school. Reflect on your academic standing and set goals for the remainder of high school.
- Review your GradTrack Report, found in your student portal, and use the report to inform your decisions in choosing your courses for junior year and meeting your graduation requirements.
- Plan your 11th grade schedule with future academic goals and requirements in mind. Recognize that junior year courses round out the academic record you will be submitting as part of the application process during the fall of your senior year. This is an opportunity to demonstrate and reinforce rigorous coursework including dual enrollment and AP courses. Be sure to include courses based on rigor, interests and State University requirements (including the required two years of a foreign language).
- Prepare for any AP/IB/AICE exams you may have by attending school site tutoring, workshops and/or visit AP Central for access to AP videos and other resources.
- Stay committed to involvement in school and/or community projects.
- Complete the YouScience Career Profile to discover career options that will enhance and focus your postsecondary research.

Resources

- [CollegeBoard AP Central](#)
- [FL SUS Requirements](#)
- [GradTrack Training Videos](#)
- [How to Take Your High School Classes to the Next Level](#)



Fourth Quarter

Action Steps

- Apply for summer academic programs, enrichment programs, community projects and/or internships that interest you, build your resume and enhance your college and career skills.
- Continue to apply for scholarship opportunities.
- Meet with your counselor to evaluate your academic review for the year to make last minute adjustments to your schedule for 11th grade or discuss courses you might be able to take over the summer such as Dual Enrollment or FLVS courses for advancement.
- Update your Scoir "Following" college list based on your YouScience Career Profile results.
- Attend college visits, if possible.

Resources

- [For Students: Create and Export a Resume - Scoir](#)
- [Summer Programs: What, Why and How](#)



Postsecondary Planning Timeline for Students

11th Grade



First Quarter

Action Steps

- Ensure that you are enrolled in recommended courses needed for college admission.
- Reflect on your grades thus far in high school and make a plan to earn the best grades possible to boost your GPA. Remember that colleges look at the cumulative GPA you have earned during the first three years of high school as you apply at the beginning of senior year.
- Update your college list on Scoir by adding schools to the "Following" tab to begin further research.
- Consider taking the PSAT to potentially qualify for the National Merit Scholarship Program.
- Attend college visits either in person or virtually. You may engage in virtual college tours on YouVisit on Scoir and follow-up with college representatives.
- Attend college/career fair to receive information on potential schools.
- Attend M-DCPS' College Month Virtual Workshop series in October to begin planning for next year's application process.
- Prepare to fully participate in your Transition Individual Education Plan (TIEP) meeting this year. The TIEP meeting will assist you in connecting with agency support like Vocation Rehabilitation and the Agency for Persons with Disabilities. This meeting will also include consideration of deferral of receipt of standard high school diploma for participation in postsecondary programs.

Resources

- [CollegeBoard- Why Take the PSAT Now](#)
- [Study Skills for Students](#)
- [Study and Practice for the PSAT/NMSQT](#)
- [4 Things to Consider in Choosing a College or Career School](#)
- [NCAA Guide for the College-Bound Student-Athlete](#)
- [National Merit Scholarship Program Guide](#)
- [Transition Programs and Services – Deferral of Receipt of the Standard High School Diploma](#)




Second Quarter

Action Steps

- Continue exploration of college and career options. Be reminded that you can complete and/or review the career assessment and reflection on YouScience in Scoir. Once this is completed you may want to update your college lists and adjust the schools you are "Following" on Scoir based on your results.
- Begin researching upcoming scholarship opportunities and your eligibility for them.
- Prepare and register for the SAT/ACT throughout spring and summer. Inquire about your eligibility for a testing fee waiver.
- Remember to use your PSAT results to identify your strengths and weaknesses as you prepare for the SAT.
- Use Khan Academy for free test preparation and to link prior PSAT scores for custom test preparation.
- Study for any upcoming AP exams.
- Consider which advanced courses you want to take next year that best meet the requirements of your college preferences.
- If you are exploring the possibility of joining one of the branches of the military, begin talking to recruiters and take the ASVAB exam.
- Make plans to attend the Miami National College Fair.

Resources

- [How Do I Link My Khan Academy Account to CollegeBoard?](#)
- [Using YouScience to Identify Your Strengths](#)
- [CollegeBoard- Find Your Scholarship Matches](#)
- [CAP Paying for College Webpage](#)
- [The Armed Services Vocational Aptitude Battery Test \(ASVAB\)](#)



For more information, visit
studentservices.dadeschools.net



Postsecondary Planning Timeline for Students

11th Grade



Third Quarter

Action Steps

- Complete college net price calculators using your parent's tax return to have a better idea of future tuition costs and financial aid eligibility.
- Continue virtual campus visits to learn about each college campus and student life.
- Update new careers of interest to you by reviewing saved careers on YouScience.
- Research application decision types, such as Early Action/Early Decision, and review potential deadlines for each program.
- Develop or update your resume. Completing your "Personal Bio" in Scoir will allow you to "Export Resume" for later use.
- Start brainstorming for the first draft of your personal statement and college essay.
- Attend the Miami National College Fair to engage with a variety of national and international institutions.
- Ensure that you have all required documentation to receive testing accommodations for any SAT/ACT exam that you may be taking if you have an IEP or 504 Plan.

Resources

- [Estimate Your Federal Student Aid](#)
- [College Essay Resources](#)
- [Writing A High School Resume That Stands Out](#)
- [Picking Your College: Early Actions vs Early Decision](#)
- [College Essay Guy: College Application and Essay Resources](#)
- [Miami National College Fair](#)
- [College Board: How to Request Accommodations](#)
- [ACT Test Accommodations and English Learner Supports](#)



Fourth Quarter

Action Steps

- Begin moving colleges to your "Applying" tab in Scoir to plan for application requirements and upcoming deadlines.
- Update the "Personal Bio" in Scoir to maintain an accurate resume and provide background for any teachers needing information to assist with possible letters of recommendation.
- Review college application requirements and if needed, begin to ask teachers for recommendation letters through the "Application Documents" tab on your Scoir account.
- Start to compile application materials that may be needed such as personal statements, portfolios, essays, resumes, etc.
- Use your summer break to visit local colleges and other postsecondary institutions that interest you.
- Gain work experience by finding a summer job/internship.
- Create your FSA ID in preparation for upcoming FAFSA completion in the fall.
- Review scholarship requirements and deadlines, especially for the colleges to which you plan to apply.
- Begin the application process for military academies or ROTC scholarships this summer before senior year.
- Register with the [National Collegiate Athletic Association Eligibility Center](#) if considering college athletics.
- Attend a technical college fair to learn more about the many career pathways available in our local technical colleges.
- Update your RaiseMe account.
- Attend college visits, if possible.

Resources

- [CollegeBoard- Find Your Scholarship Matches](#)
- [9 Myths About the FSA ID](#)
- [M-DCPS Technical Colleges](#)



Postsecondary Planning Timeline for Students

12th Grade



First Quarter

Action Steps

- Review your course schedule and course history to ensure all courses needed for graduation, scholarships, and postsecondary plans are completed.
- Create and maintain a postsecondary planning calendar with important deadlines and events.
- Narrow down your list of "Following" schools on Scoir to create a balanced college list with safety, target, and reach schools included. Update the "Preferences" section on Scoir to add or compare colleges to finalize your list.
- Review the net price calculators for each college you are interested in to assess actual financial affordability.
- Begin finalizing application plans for your balanced college list. Add your college choices to the "Applying" tab in Scoir to keep track of requirements and deadlines required of each application (Common App, Coalition through Scoir, institutional applications).
- Update the "My Profile" section on Scoir so that your resume is accurate for teachers needing information for letters of recommendation.
- Request letters of recommendation through the "Application Documents" tab on Scoir for the schools that require them.
- Gather documents and begin application submission (based on deadlines) for college applications.
- Be sure to have your SAT/ACT scores sent to the colleges to which you are applying IF they require test scores.
- Be aware of which schools require electronic transcripts (added through the Applying/Applied tab of Scoir) or separate student-submitted websites to input course and grade information. Most public schools in Florida use the [SSAR site](#) for students to enter their transcript information manually.
- Review Early Decision/Early Action options and deadlines for schools that offer them. Choose the deadline that allows you to submit the most competitive application possible.
- Be consistent in checking for scholarships and applying to scholarships for which you qualify. Many institutional scholarships have deadlines in early fall, even if their application deadlines extend later.
- Attend M-DCPS' College Month Virtual Workshop series in October.
- Prepare and register for upcoming SAT/ACT exams, if needed.
- Clean up your social media accounts as admissions officers often check your social media networking.
- Attend "Financial Aid Info" night with your parent(s). FAFSA and FFAA (used for Bright Futures) both open October 1st.
- Gather all important financial documents and file your FAFSA application soon after it opens on October 1st.
- Some schools require additional financial information (CSS Profile). If required, gather documents, and submit CSS Profile by deadline (usually specific to private schools).
- Complete the Florida Financial Aid Application (FFAA) after October 1st for consideration for the Bright Futures Scholarship and other State of Florida scholarship opportunities. (Even if you are not yet eligible for these programs, you may complete the application and work toward eligibility throughout senior year.)
- Seek out additional information about postsecondary transition programs to assist students with IEPs in finalizing their plans after graduation. Be sure to learn about disability support services available at postsecondary institutions.

Resources

- [Glossary of Terms and Acronyms for College and Financial Aid](#)
- [FAFSA Checklist](#)
- [7 Things You Need Before Filling Out the FAFSA Form](#)
- [15 Myths We're Busting About the FAFSA Process](#)
- [Coalition for College- Apply Coalition on Scoir](#)
- [Advice for First Generation and Low Income Students](#)
- [College Essay Resources](#)
- [Florida Financial Aid Application](#)
- [Resource Guide for Undocumented and Mixed Status Families](#)
- [CollegeBoard: Early Decision & Early Action](#)
- [Picking Your College: Early Actions vs Early Decision](#)
- [College Scorecard](#)



For more information, visit
studentservices.dadeschools.net



Postsecondary Planning Timeline for Students

12th Grade



Second Quarter

Action Steps

- Continue submitting college applications and required components by December/January deadlines. (May include personal statements, essays, reporting test scores, or reporting transcript information.)
- Once you have completed the application process, move your college from "Applying" to "Applied" in Scoir to monitor decision updates.
- Complete your Florida Financial Aid Application (includes Bright Futures) and FAFSA if you had a delay in completing during the first quarter.
- Dedicate time to searching for scholarships for which you may qualify.
- Prepare and register for upcoming SAT/ACT exams, if you still need to attain a particular score for admissions or scholarship eligibility.
- Prepare thank you letters to teachers/counselors who completed your letters of recommendation.
- Review your first quarter grades and make plans to maintain healthy study habits and grades. First semester grades of senior year are important, and some schools may request updated grades as part of the admissions process. Do not fall prey to senioritis.
- Continually check your college portals/accounts (received after application submission) to ensure all required materials were received correctly.



Resources

- [College Admission Glossary](#)
- [CollegeBoard- Find Your Scholarship Matches](#)
- [CAP Paying for College Webpage](#)
- [After the FAFSA: What Happens Next?](#)
- [Undergraduate College Financing Plan Template](#)



Postsecondary Planning Timeline for Students

12th Grade



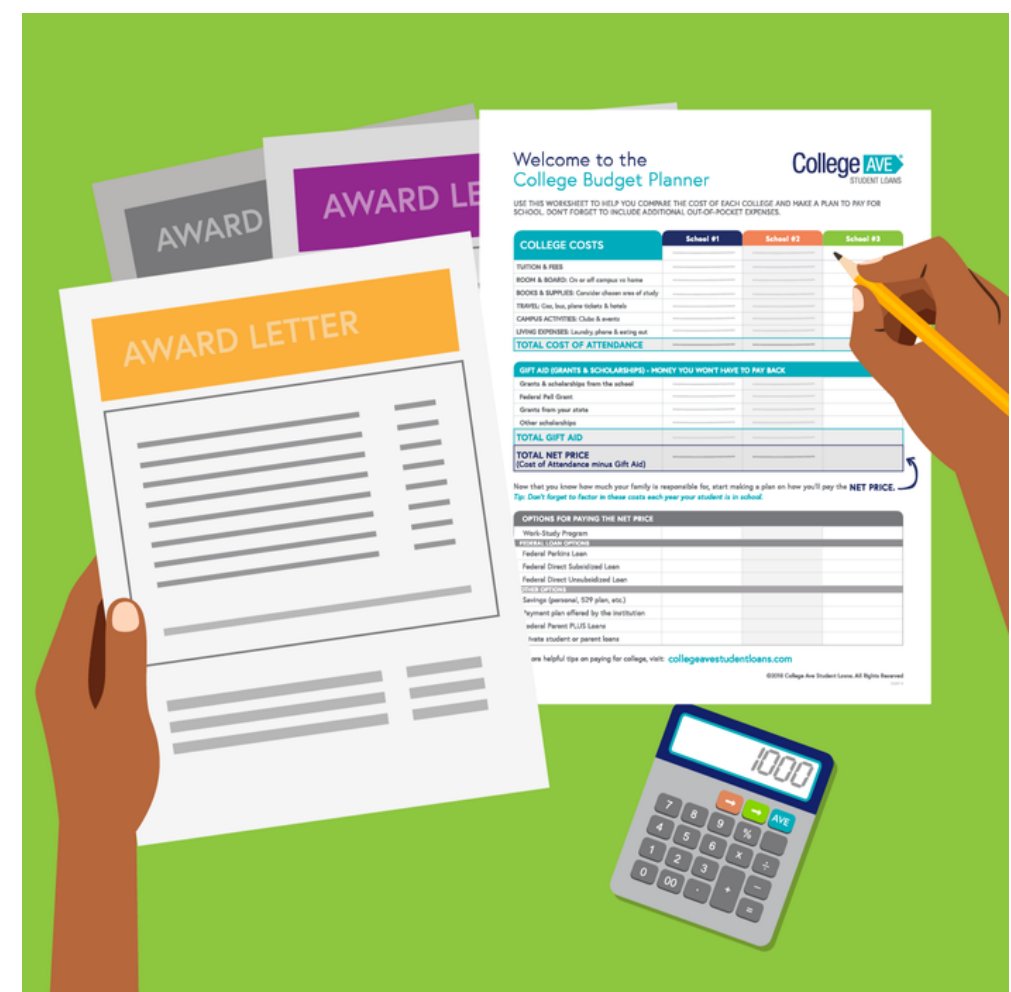
Third Quarter

Action Steps

- Continue seeking scholarships for which you may qualify, including the CAP, Inc. last-dollar grant and other opportunities from The Miami Foundation.
- Check through mail or electronic notifications about general admission decisions which will be released around this time.
- As schools begin to release admissions decisions, update your Scoir profile to reflect your status of Accepted/Denied/Waitlisted/Deferred in the "Applied" tab.
- Research housing options and deposit deadlines for schools to which you were accepted.
- Review your financial aid award letter carefully with your parent(s). Wait until all school acceptances and financial aid awards are received before you commit to a school. Choose wisely based on preference and affordability.
- If waitlisted, follow directions from the admissions office to continue with the application. Seek ways to strengthen your application.
- Ensure you are still maintaining good study habits and grades as schools will review your final transcript.
- Continue with SAT/ACT testing, if needed for Bright Futures Scholarship eligibility.

Resources

- [Your Financial Aid Award Letter - Review, Evaluate, Appeal Webinar - English](#)
- [College Waitlists: What to Do If You're Waitlisted](#)
- [The Miami Foundation Scholarships](#)



Postsecondary Planning Timeline for Students

12th Grade



Fourth Quarter

Action Steps

- Review your financial aid award letter carefully with your parent(s). Wait until all school acceptances and financial aid awards are received before you commit to a school. Choose wisely based on preference and affordability.
- Continue seeking scholarships for which you may qualify.
- Prepare for AP/IB/AICE Exams. Many schools award college credit for passing scores.
- Work with your advisor to resolve problems you may have with admissions, financial aid, or scholarship applications.
- Be sure to plan for all required housing and tuition deposits.
- Based on fit and affordability, accept your school! It is good practice to also notify the schools that you will not be attending.
- Indicate your chosen school by selecting "Enrolling" in the Applied section of your Scoir account. This will allow your high school to submit your final transcript and any other necessary documents to your college after graduation.
- Submit additional documents to your chosen school as needed. These may include residency forms, immunization documents, and orientation registration.
- Seek assistance to connect with disability support services at the postsecondary institution or program you will be attending if you have an IEP or 504 Plan.
- Take time to celebrate your journey and participate in decision day. You've earned it!



Resources

- [How to Choose a College](#)
- [13 Things to Know When Evaluating Your Financial Aid Award Letter](#)
- [Understanding Federal Student Loans for College or Career School](#)
- [OSFA's Federal Family Education Loan Program](#)

