

Postsecondary Planning Timeline for Parents and Families



9th Grade

First Quarter

Action Steps

- Assist your child in setting the tone for high school which includes the importance of balancing academics, extracurricular activities, community involvement and mental wellness.
- Encourage your child to explore extracurricular activities and discuss the benefits of being more involved in the school and community.
- Discuss academic and future goals with your child.
- Familiarize yourself with your child's counselors and college advisor.
- Help your child learn time management skills by using a system for keeping track of their schedule and homework.
- Participate in the school's open house event to get acquainted with teachers and understand expectations.
- Assist your child in creating a system for tracking activities and achievements.
- Learn about the requirements for the Florida Bright Futures scholarship.
- Create a Scoir Parent Profile.
- Attend local college fairs in the community and at your child's school site.
- Attend M-DCPS' College Month Virtual Workshop series in October.
- Learn about scholarship platforms such as RaiseMe.
- Connect with the school's ESE team to learn about postsecondary transition programs available for students with IEPs as they begin to formulate their postsecondary goals.

Resources

- [M-DCPS Student Services Site](#)
- [Florida Bright Futures Scholarship](#)
- [Parents - RaiseMe](#)
- [Scoir: Creating a Parent Account](#)
- [Standard Diploma- What Parents & Students Need to Know](#)
- [The Benefits of Extracurricular Activities](#)
- [Scoir Webinar for Parents- English](#)
 - [Scoir Webinar for Parents- Haitian Creole](#)
 - [Scoir Webinar for Parents- Spanish](#)
- [Transition Services](#)





Second Quarter

Action Steps

- Review your child's first quarter report card to reinforce good study habits and provide assistance where necessary.
- Arrange a meeting with teachers/counselor to discuss academic progress and tutoring options, if needed.
- Learn about the options available to your child after high school, including technical colleges and career pathways.
- Encourage your child to participate in extracurriculars and/or community-based programs.
- Explore Scoir resources with your child such as updating their student profile, researching college preferences, and exploring various postsecondary options.
- Begin researching scholarship opportunities and encourage your child to begin this process by using sites like RaiseMe.
- Become familiar with M-DCPS Diploma Pathways to support your child in earning various diploma designations.
- Make plans to attend the Miami National College Fair.

Resources

- [M-DCPS Student Services- CAP Paying for College Webpage](#)
- [Students and Families | Scoir Network](#)
- [M-DCPS Technical Colleges](#)
- [Career Pathway Programs](#)
- [Diploma Pathways](#)



Postsecondary Planning Timeline for Parents and Families



9th Grade

Third Quarter

Action Steps

- Review your child's first semester report card and take note of the first calculated grade point average (GPA).
- Review your child's GradTrack report in the M-DCPS Parent Portal to monitor your child's progress toward graduation and college admissions requirements.
- Start discussing potential courses for the following year based on rigor, interests and State University requirements (including the required two years of a foreign language).
- Encourage your child to consult with teachers and counselors when planning course selection.
- Assist your child in preparing for any AP/IB/AICE exams by having them attend school site tutoring, workshops, and AP Central for access to AP videos and other resources.
- Encourage your child's continued involvement in school and/or community projects.
- Assist your child in researching opportunities for academic growth through enrichment programs, community-based involvement, or internships for the summer.
- Encourage your child to continue building their Scoir profile as the year progresses.
- Assist your child in the beginning stages of building a college list that mirrors their interests.
- Attend the Miami National College Fair with your child to engage with a variety of national and international institutions.

Resources

- [CollegeBoard AP Central](#)
- [FL SUS Requirements](#)
- [GradTrack Training Videos](#)
- [Unweighted and Weighted GPAs](#)
- [How to Take Your High School Classes to the Next Level](#)
- [Miami National College Fair](#)



Fourth Quarter

Action Steps

- Seek guidance from your child's counselor or CAP Advisor to learn more about summer programs and prepare for 10th grade.
- Encourage your child to enroll in summer programs such as academic camps, community service projects and/or internships that reflect their interests.
- Assist your child in compiling lists of activities and achievements.
- Help your child create a resume using the available template in Scoir under the profile section "Activities" and "Achievements".
- Support your child in researching scholarships and updating their RaiseMe account for the possibility of earning micro-scholarships based on their achievements and academic accomplishments during freshman year.
- Begin to explore financial aid and other opportunities to pay for college.

Resources

- [For Students: Create and Export a Resume - Scoir](#)
- [Summer Programs: What, Why and How](#)
- [Adding Extracurriculars to Your RaiseMe Portfolio](#)
- [Paying for College – Financial Aid 101](#)
 - [Available in Spanish](#)
 - [Available in Haitian-Creole](#)



Postsecondary Planning Timeline for Parents and Families



10th Grade

First Quarter

Action Steps

- Review your child's schedule to ensure it meets college entrance and graduation requirements.
- Review your child's GradTrack report to view his/her updated grades and GPA from freshman year.
- Be sure to have access to your Scoir parent account. If you do not have an account activated, ask your child to send you the link so you can begin using Scoir as a parent.
- Assist your child in preparing to take the PSAT in October. Look into the wonderful resources available on Khan Academy and encourage your child to set up an account.
- Attend the open house at your child's school to become acquainted with your child's sophomore teachers and better understand expectations for the new school year.
- Inquire about your school's college fair or other local college fairs and make plans to attend with your child.
- Attend M-DCPS' College Month Virtual Workshop series in October.
- Seek out information about the procedures for accessing testing accommodations for the SAT/ACT for students with IEPs and 504 plans.
- Connect with the school's ESE team to support your child in exploring postsecondary opportunities that align with their postsecondary goals.

Resources

- [Khan Academy: Parent Quick Start Guide](#)
- [Parent Quick-Start Tips: For Kids Ages 13+ - Khan Academy](#)
- [Info for Parents - PSAT/NMSQT](#)
- [Studying and Practicing for the PSAT/NMSQT](#)
- [Scoir: Creating a Parent Account](#)
- [GradTrack Training Videos](#)
- [Transition Programs and Services](#)
- [College Board: How to Request Accommodations](#)
- [ACT Test Accommodations and English Learner Supports](#)





Second Quarter

Action Steps

- Review your child's first quarter report card to ensure they are starting the sophomore year well.
- Seek guidance from teachers/counselor to discuss academic progress and tutoring options if needed.
- Continue to research options available to your child after high school, including technical colleges, career pathways and our State University System.
- Continue to support your child in his/her commitment to extracurricular activities and community involvement.
- Explore Scoir resources, including virtual college tours. You may learn more about each institution's admissions requirements, cost of attendance and specialized programs.
- Ensure that your child is updating his/her RaiseMe profile and seeking information about potential scholarship opportunities.
- Review M-DCPS Diploma Pathways to monitor your child's progress in earning various diploma designations.
- Make plans to attend the Miami National College Fair.

Resources

- [FL SUS Requirements](#)
- [M-DCPS Technical Colleges](#)
- [Career Pathway Programs](#)
- [Diploma Pathways](#)



Postsecondary Planning Timeline for Parents and Families

10th Grade



Third Quarter

Action Steps

- Review your child's first semester report card and take note of first calculated grade point average (GPA).
- Review your child's GradTrack Report, found in the M-DCPS Parent Portal, and use the report to inform your child's decisions in choosing courses for junior year and meeting graduation requirements.
- Initiate discussion regarding potential courses for the following year recognizing that junior year is an opportunity to demonstrate and reinforce rigorous coursework including dual enrollment and AP courses.
- Encourage your child to consult with teachers and counselors when planning course selection.
- Assist your child in preparing for any AP/IB/AICE exams by having them attend school site tutoring, workshops and AP Central for access to AP videos and other resources.
- Encourage your child to complete the Scoir YouScience Career Profile, which will help to identify strengths and possible career pathways.
- Encourage your child's commitment to school and/or community projects.
- Assist your child in researching opportunities for academic growth through enrichment programs, community-based involvement, or internships for the summer.
- Attend the Miami National College Fair with your child to engage with a variety of national and international institutions.

Resources

- [CollegeBoard AP Central](#)
- [How to Take Your High School Classes to the Next Level](#)
- [Miami National College Fair](#)
- [YouScience for Parents](#)



Fourth Quarter

Action Steps

- Seek guidance from your child's counselor or CAP Advisor to learn more about summer programs and prepare for 10th grade expectations.
- Encourage your child to enroll in summer programs such as academic camps, community service projects and/or internships that reflect their interests.
- Assist your child in compiling lists of activities and achievements.
- Help your child create a resume using the available template in Scoir under the profile section *Activities and Achievements*.
- Support your child in researching scholarships and updating their RaiseMe account for the possibility of earning micro-scholarships based on their achievements and academic accomplishments during freshman year.

Resources

- [Summer Programs: What, Why and How](#)
- [For Students: Create and Export a Resume - Scoir](#)



Activities →

Achievements



Postsecondary Planning Timeline for Parents and Families



11th Grade




First Quarter

Action Steps

- Review your child's GradTrack report in the M-DCPS Parent Portal to monitor your child's progress towards graduation and college admissions requirements.
- Encourage your child to pursue their passions and join clubs and community activities that they truly are interested in this school year.
- Encourage your child to take the PSAT which prepares them for the SAT and could deem them eligible for the National Merit Scholarship Program.
- Check your Scoir Parent Profile for any announcements or to update information and begin adding colleges to the "Suggested" tab of your child's Scoir account to support their college research process.
- Begin to research and consider methods of payment for college expenses (scholarships, loans, etc.).
- Explore the possibility of scheduling campus visits at postsecondary institutions that interest your child.
- Attend a college/career fair with your child as an opportunity to gain exposure to colleges.
- Attend M-DCPS' College Month Virtual Workshop series in October.
- Accompany your child to a financial aid night to learn more about the process in anticipation of next year's process.
- Begin to calculate what your Estimated Family Contribution (EFC) will be using a financial aid calculator and begin drafting a plan to pay for college expenses.
- Review M-DCPS Diploma Pathways and the testing, community service, industry certification and GPA requirements to be eligible for various designations.
- Participate in the school's open house event to get acquainted with teachers and understand expectations for junior year.
- Connect with the school's ESE team to ensure that you and your child fully participate in the Transition Individual Education Plan (TIEP) meeting this year. The TIEP meeting will assist you in connecting agency support like Vocation Rehabilitation and the Agency for Persons with Disabilities. This meeting will also include consideration of deferral of receipt of standard high school diploma for participation in postsecondary programs.

Resources

- [CollegeBoard- Info for Parents & Guardians- PSAT/NMSQT](#)
- [Estimate Your Federal Student Aid](#)
- [GradTrack Training Videos](#)
- [Mapping Your Future for Parents & Families](#)
- [National Merit Scholarship Program Guide](#)
- [Financial Literacy Guidance from Federal Student Aid](#)
- [Diploma Pathways](#)
- [Transition Programs and Services – Deferral of Receipt of the Standard High School Diploma](#)



For more Information, visit
studentservices.dadeschools.net



Postsecondary Planning Timeline for Parents and Families



11th Grade

Second Quarter

Action Steps

- Encourage your child to build their resume by joining extracurricular activities or volunteer work in the community.
- Assist your child with how to balance and organize their schoolwork with their outside school activities.
- Help your child search for scholarship opportunities for which they may be eligible.
- Review PSAT scores together with your child and create a study plan or program to improve skills prior to him/her taking the SAT/ACT.
- Help your child register for the SAT/ACT. There is a cost associated with the exams that needs to be considered.
- Seek out tutoring resources if needed.
- Encourage your child to take challenging courses next year to prepare for college work and admission reviews of their transcript.
- Participate in Junior Parent Night to learn about course suggestions and test preparation planning.
- Be sure to file taxes on time and maintain access to your tax return as it will be needed to apply for the FAFSA when your child is a senior.
- Make plans to attend the Miami National College Fair.

Resources

- [Estimate Your Federal Student Aid](#)
- [Mapping Your Future for Parents and Families](#)
- [CollegeBoard- Find Your Scholarship Matches](#)
- [CAP Paying for College Webpage](#)



EXTRACURRICULAR ACTIVITIES



Postsecondary Planning Timeline for Parents and Families



11th Grade

Third Quarter

Action Steps

- Assist your child in searching for schools that meet their needs and financial eligibility.
- Encourage your child to study for the SAT to have a competitive score that best meets their preferred colleges' academic profiles by the application deadlines.
- Arrange to visit college campuses with your child.
- Encourage your child to search for summer volunteer/job/internship opportunities.
- Attend the Miami National College Fair with your child to engage with a variety of national and international institutions.
- Ensure that you have all required documentation for accessing testing accommodations for any SAT/ACT exam that your child with an IEP or 504 plan may be taking.



Resources

- [College Scorecard](#)
- [College Tuition Compare](#)
- [College Essay Guy: College Application and Essay Resources](#)
- [College Board: How to Request Accommodations](#)
- [ACT Test Accommodations and English Learner Supports](#)



Fourth Quarter

Action Steps

- Monitor your child's Scoir account and the schools listed in the "Applying" tab to provide guidance with upcoming application requirements and deadlines.
- Assist your child with getting started with college application completion (Common Application, institutional application, etc.).
- Provide support for college essay and personal statement editing and review.
- Create your own parent FSA ID during the summer in preparation for FAFSA completion this fall.
- Attend a technical college fair with your child to learn more about the many career pathways available in our local technical colleges.



Resources

- [Creating and Using the FSA ID](#)
- [Estimate Your Federal Student Aid](#)
- [How to Fill Out the FAFSA - YouTube](#)
- [Mapping Your Future for Parents and Families](#)



For more information, visit
studentservices.dadeschools.net



Postsecondary Planning Timeline for Parents and Families

12th Grade



First Quarter

Action Steps

- Review your child's schedule and course history to ensure your child has everything needed for graduation, scholarships, and their postsecondary plan.
- Meet with your child's counselor if you have questions or concerns about your child meeting graduation or postsecondary requirements.
- Review your child's college list with him/her to ensure it is balanced and fits well with your child. Utilize the Scoir Parent Profile to assist with this process.
- Assist with college application preparation as needed, including editing application components, essay proofreading, and deadline monitoring.
- Start gathering important documents including your previous year's tax return to complete FAFSA, which opens October 1st. You will also need to create an FSA ID to be ready to apply with your child and electronically sign the FAFSA.
- Attend a FAFSA workshop for guided assistance.
- Assist your child with completion of the Florida Financial Aid Application (FFAA) used for the Bright Futures Scholarship as well as other state opportunities, which opens October 1st.
- Attend M-DCPS' College Month Virtual Workshop series in October.
- Attend open house and senior parent night events at your child's high school to receive important information about senior year, graduation, and postsecondary planning.
- Assist your child with connecting with disability support services at the postsecondary institution or program in which he/she is enrolling if they have an IEP or 504 plan.

Resources

- [College Board for Parents/Guardians](#)
- [Mapping Your Future- Parents & Families](#)
- [FAFSA Checklist](#)
- [CollegeBoard-Searching and Applying for Scholarships Webinar](#)
- [Getting Financial Aid](#)
- [Getting In to College](#)
- [4 Things to Consider in Choosing a College or Career School](#)
- [Creating and Using the FSA ID](#)
- [How to Fill Out the FAFSA - YouTube](#)
- [How Parents Navigate and Influence Their Kids' Post-High School Education](#)
- [The College Application Process](#)
- [College Essay Guy: College Application and Essay Resources](#)



Second Quarter

Action Steps

- Continue to discuss your child's college list with him/her to ensure it is balanced and fits well. Remember that the Scoir Parent Profile may assist with this communication.
- Monitor your child's progress with meeting application deadlines in December/January.
- Review your child's first quarter grades to ensure he/she maintains good study habits to remain on track for successful completion of senior year.
- Ensure submission of the FAFSA is completed.
- Work with your child to complete the CSS profile if it is required by schools.
- Begin researching college funding sources including federal and private student loans.
- Make plans to attend the Miami National College Fair.

Resources

- [CSS Profile Tutorial](#)
- [CAP Paying for College Webpage](#)
- [CollegeBoard- Find Your Scholarship Matches](#)
- [8 Easy Steps for Parents Completing the FAFSA Form](#)



Postsecondary Planning Timeline for Parents and Families



12th Grade

Third Quarter

Action Steps

- Help your child with their final decision as admission decisions start to be received.
- Review financial aid letters and packages with your child to help them choose the one that best fits your family.
- Review housing arrangements and submit deposits by school deadline.
- Attend the Miami National College Fair with your child to engage with a variety of national and international institutions.



Resources

- [How to Make the Best Financial Decision When Choosing a College](#)
- [Borrowing: The Parent's Role](#)



Fourth Quarter

Action Steps

- Attend financial aid awareness workshops to better understand how financial aid and scholarships received will impact your child's financial obligation for their postsecondary plan.
- Assist your child with comparing financial aid packages and making their final enrollment decision.
- Follow-up with your child about the submission of additional documents to your chosen school as needed. These may include residency forms, immunization documents, and orientation registration.
- Encourage your child to write thank you notes to anyone who assisted with the college admissions process.
- Celebrate your child as he/she transitions to their postsecondary life.
- Support your child with connecting with disability support services at the postsecondary institution or program in which he/she is enrolling if they have an IEP or 504 plan.



Resources

- [13 Things to Know When Evaluating Your Financial Aid Award Letter](#)
- [Direct PLUS Loans for Parents](#)
- [Your Financial Aid Award Letter - Review, Evaluate, Appeal Webinar - English](#)
- [Your Financial Aid Award Letter - Review, Evaluate, Appeal Webinar - Spanish](#)
- [Your Financial Aid Award Letter - Review, Evaluate, Appeal Webinar - Creole](#)

